

## Morton School of Excellence

431 N Troy St Chicago, IL 60612

(773)534-6791 • <http://auslchicago.org/schools/pages/morton> • @ChiPubSchools

- Level 1+
- Level 1
- Level 2+
- **Level 2**
- Level 3
- Not Enough Data

### School Quality Rating

This school received a Level 2 rating based on the CPS School Quality Rating Policy (SQRP). More information about what this rating means and how it is calculated is available at [cps.edu/sqrp](http://cps.edu/sqrp).

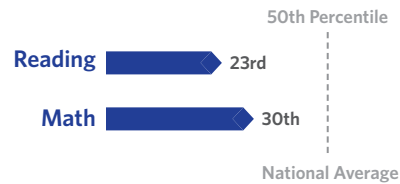
### Accountability Status: Intensive Support

This school is in Intensive Support, based on this and last year's SQRP ratings. This means that the district will continue to oversee this school's funding allocations, Continuous Improvement Work Plan (CIWP) and principal evaluations. More information is available at [cps.edu/LSC](http://cps.edu/LSC)

## Student Growth

**BELOW AVERAGE**

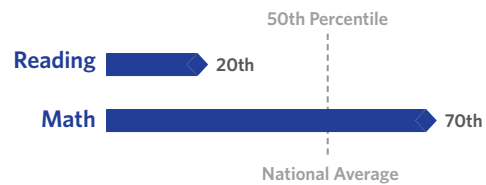
Student Growth at this school was below average, which means the change in NWEA test scores between Spring 2014 and Spring 2015 was less at this school than at other schools nationally with the same pretest score.



## Student Attainment

**AVERAGE**

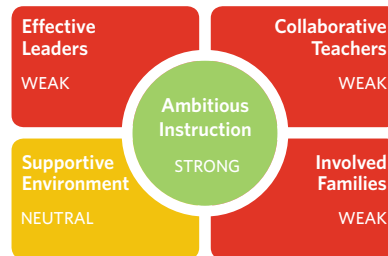
Student Attainment at this school was average, which means NWEA test scores in Spring 2015 were about the same as the national average score.



## School Culture & Climate

**PARTIALLY ORGANIZED**

This school is "Partially Organized for Improvement" which means that the school's culture and climate has a few strengths, but also has several weaknesses. Results are based on student and teacher responses to the My Voice, My School 5Essentials survey. For more information on this survey and additional measures of school culture and climate, visit [cps.5-essentials.org/2015](http://cps.5-essentials.org/2015).



**Teacher Participation:**  
91.7%

**Student Participation:**  
62%

## Early Education Award



This school's preschool program has earned a Silver Circle of Quality award from the statewide quality rating system, meeting the quality of standards for early learning programs. For more information, visit [excelerateillinois.com](http://excelerateillinois.com).

## Creative Schools



This school is Excelling in the arts. It meets the goals and priorities outlined in the CPS Arts Education Plan, including Staffing & Instruction, Partnerships, Community & Culture, and Budget & Planning. To learn more, visit [cpsarts.org/creative-schools-certification](http://cpsarts.org/creative-schools-certification).

## Healthy Schools



This school has achieved Healthy School Certified Status. Moving forward, the district will no longer use the HealthierUS School Challenge to determine a school's status. To better measure a school's commitment to a safe and healthy learning environment, schools must earn four badges to become Healthy CPS beginning SY16-17. Learn more by emailing [oshw@cps.edu](mailto:oshw@cps.edu).

## Supportive Schools



This school is in the process of being reviewed for its implementation of supports for social and emotional learning (SEL) and will receive a rating next year. For information about this new certification, visit [www.cps.edu/sel](http://www.cps.edu/sel).

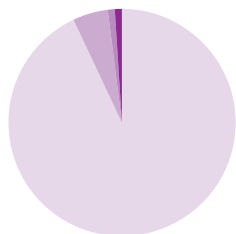
## School Stats

School Type: Neighborhood

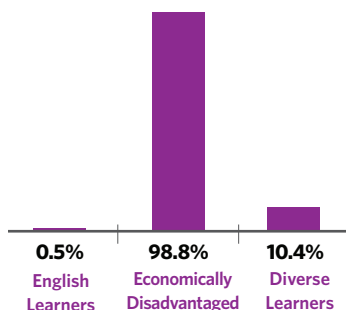
Enrollment: 404

Grades Served: PE-8

## Demographics



- Black 93%
- Hispanic 5%
- White 1%
- Asian 0%
- Multi/Other 1%



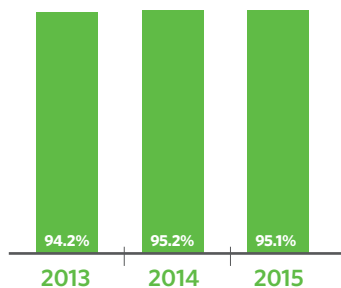
## Neighborhood Map



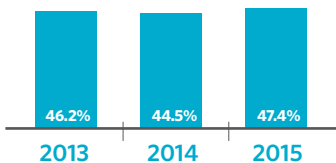
This map shows nearby schools and their SQRP ratings based on their performance in the 2014-15 school year. An interactive version of this map, the School Locator, is available at [cps.edu/schools](http://cps.edu/schools).

- LEVEL 1+
- LEVEL 1
- LEVEL 2+
- LEVEL 2
- LEVEL 3
- NOT ENOUGH DATA


## Attendance



## Grades 3-8 On Track



## Parent Survey



## School Connectedness

Students' reported sense of membership in the school community on the 5Essentials survey




## English Learners

The percent of students meeting annual growth targets



## Teachers



## Classroom Rigor

Students' perception of rigor in the classroom



## Suspension Practices

The percent of students who received one or more out-of-school suspensions

